

# June 2018

All Home Types  
Single Family  
Townhouse  
Condo/Coop

## Local Market Insight

### Greater Las Vegas AOR



Presented by  
**George Anderson**  
**Addicted Realty**  
Email: [George@addictedrealty.com](mailto:George@addictedrealty.com)  
Work Phone: 702-843-6733  
Mobile Phone: 702-843-6733  
Web: [www.addictedrealty.com](http://www.addictedrealty.com)

## June 2018

### Greater Las Vegas AOR

**New Listings** 5,114

↑ 0.1%

from May 2018:  
5,109

↑ 1.5%

from Jun 2017:  
5,039

YTD	2018	2017	+/-
	<b>28,438</b>	<b>29,049</b>	-2.1%

5-year Jun average: **4,991**

**Closed Sales** 4,261

↑ 4.9%

from May 2018:  
4,063

↓ -8.4%

from Jun 2017:  
4,650

YTD	2018	2017	+/-
	<b>21,904</b>	<b>22,634</b>	-3.2%

5-year Jun average: **4,028**

**New Pendings** 4,750

↓ -1.8%

from May 2018:  
4,838

↑ 14.9%

from Jun 2017:  
4,135

YTD	2018	2017	+/-
	<b>27,041</b>	<b>24,077</b>	12.3%

5-year Jun average: **3,874**

**Median Sold Price** \$270,000

↑ 0.7%

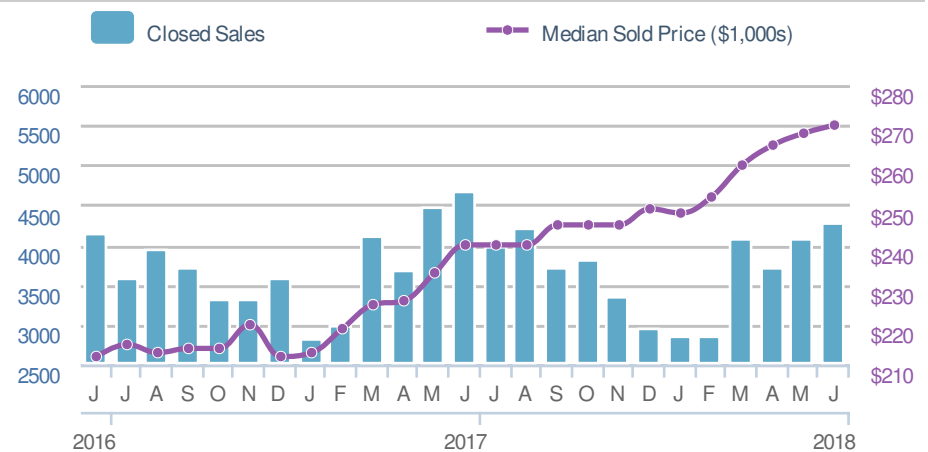
from May 2018:  
\$268,000

↑ 12.5%

from Jun 2017:  
\$240,000

YTD	2018	2017	+/-
	<b>\$260,500</b>	<b>\$227,500</b>	14.5%

5-year Jun average: **\$220,433**



**Active Listings** 6,050

6,050

Min  
6,050

5-year Jun average

11,433

Max  
14,931

May 2018	Jun 2017
<b>5,773</b>	<b>8,939</b>

**Median Days to Contract** 13

13

Min  
13

5-year Jun average

23

Max  
32

May 2018	Jun 2017	YTD
<b>13</b>	<b>16</b>	<b>15</b>

**Avg Sold to OLP Ratio** 98.9%

Min  
96.4%

5-year Jun average

97.5%

Max  
98.9%

May 2018	Jun 2017	YTD
<b>98.8%</b>	<b>98.3%</b>	<b>98.6%</b>

## June 2018

### Greater Las Vegas AOR - Single Family

**New Listings** 4,042

▼ **-0.7%** ▼ **-1.8%**  
 from May 2018: **4,069** from Jun 2017: **4,114**

YTD	2018	2017	+/-
	<b>22,322</b>	<b>23,522</b>	-5.1%

5-year Jun average: **4,056**

**Closed Sales** 3,344

▲ **3.6%** ▼ **-10.9%**  
 from May 2018: **3,227** from Jun 2017: **3,754**

YTD	2018	2017	+/-
	<b>17,267</b>	<b>18,105</b>	-4.6%

5-year Jun average: **3,259**

**New Pendings** 3,696

▼ **-2.2%** ▲ **11.5%**  
 from May 2018: **3,781** from Jun 2017: **3,316**

YTD	2018	2017	+/-
	<b>21,162</b>	<b>19,315</b>	9.6%

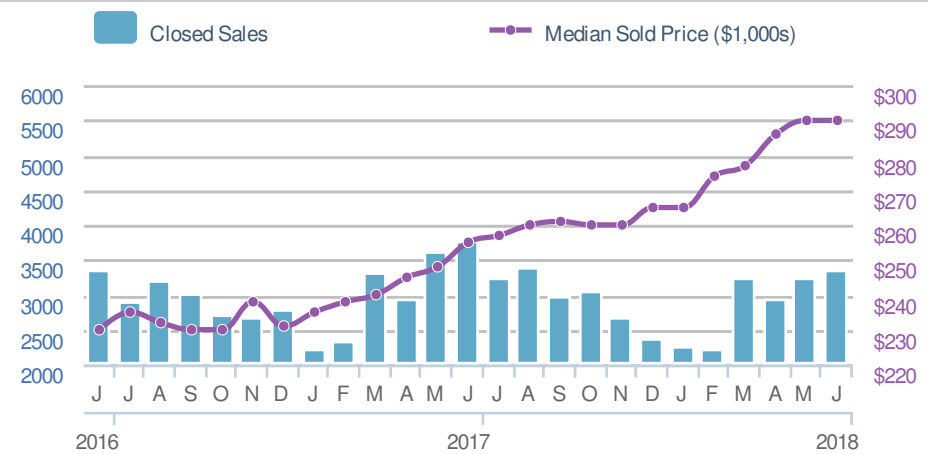
5-year Jun average: **3,119**

**Median Sold Price** \$290,000

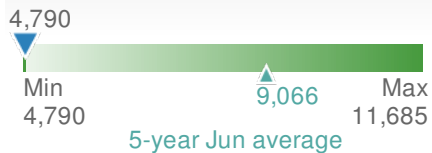
↔ **0.0%** ▲ **13.7%**  
 from May 2018: **\$290,000** from Jun 2017: **\$255,000**

YTD	2018	2017	+/-
	<b>\$280,000</b>	<b>\$245,000</b>	14.3%

5-year Jun average: **\$238,100**

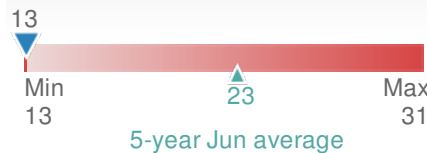


**Active Listings** 4,790



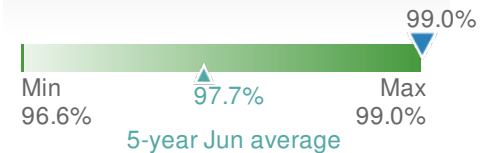
May 2018	Jun 2017
<b>4,531</b>	<b>7,383</b>

**Median Days to Contract** 13



May 2018	Jun 2017	YTD
<b>13</b>	<b>17</b>	<b>15</b>

**Avg Sold to OLP Ratio** 99.0%



May 2018	Jun 2017	YTD
<b>98.9%</b>	<b>98.2%</b>	<b>98.6%</b>

## June 2018

### Greater Las Vegas AOR - Townhouse

#### New Listings **384**

▲ **4.9%**  
from May 2018:  
**366**

▲ **17.4%**  
from Jun 2017:  
**327**

YTD	2018	2017	+/-
	<b>2,142</b>	<b>1,911</b>	12.1%

5-year Jun average: **327**

#### Closed Sales **372**

▲ **12.7%**  
from May 2018:  
**330**

▲ **20.8%**  
from Jun 2017:  
**308**

YTD	2018	2017	+/-
	<b>1,792</b>	<b>1,579</b>	13.5%

5-year Jun average: **297**

#### New Pendings **390**

▼ **-2.0%**  
from May 2018:  
**398**

▲ **39.3%**  
from Jun 2017:  
**280**

YTD	2018	2017	+/-
	<b>2,224</b>	<b>1,667</b>	33.4%

5-year Jun average: **279**

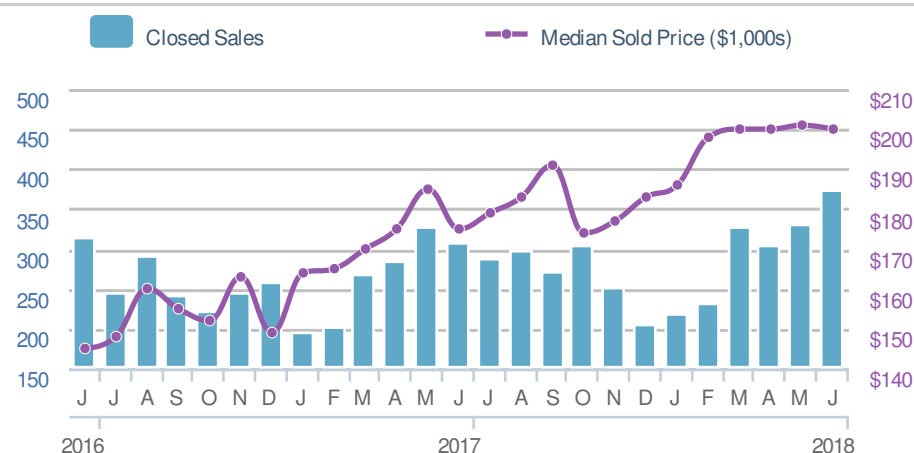
#### Median Sold Price **\$200,500**

▼ **-0.6%**  
from May 2018:  
**\$201,750**

▲ **14.6%**  
from Jun 2017:  
**\$175,000**

YTD	2018	2017	+/-
	<b>\$199,500</b>	<b>\$173,500</b>	15.0%

5-year Jun average: **\$158,477**



#### Active Listings **287**

▼ **287**  
Min 287  
5-year Jun average **634**  
Max 904

May 2018	Jun 2017
<b>279</b>	<b>456</b>

#### Median Days to Contract **10**

▼ **10**  
Min 10  
5-year Jun average **20**  
Max 28

May 2018	Jun 2017	YTD
<b>11</b>	<b>12</b>	<b>10</b>

#### Avg Sold to OLP Ratio **99.1%**

▼ **99.1%**  
Min 96.1%  
5-year Jun average **97.6%**  
Max 99.1%

May 2018	Jun 2017	YTD
<b>99.8%</b>	<b>98.8%</b>	<b>99.5%</b>

## June 2018

### Greater Las Vegas AOR - Condo/Coop

