

April 2018

All Home Types
Single Family
Townhouse
Condo/Coop

Local Market Insight

Greater Las Vegas AOR



Presented by
George Anderson
Addicted Realty
Email: George@addictedrealty.com
Work Phone: 702-843-6733
Mobile Phone: 702-843-6733
Web: www.addictedrealty.com

April 2018

Greater Las Vegas AOR

New Listings 4,960

↑ 0.3%

from Mar 2018:
4,944

↑ 4.3%

from Apr 2017:
4,754

YTD	2018	2017	+/-
	18,213	18,958	-3.9%

5-year Apr average: **4,876**

Closed Sales 3,720

↓ 8.3%

from Mar 2018:
4,056

↑ 1.5%

from Apr 2017:
3,665

YTD	2018	2017	+/-
	13,575	13,518	0.4%

5-year Apr average: **3,544**

New Pendings 4,668

↓ 0.9%

from Mar 2018:
4,709

↑ 11.4%

from Apr 2017:
4,190

YTD	2018	2017	+/-
	17,518	15,499	13.0%

5-year Apr average: **3,978**

Median Sold Price \$265,000

↑ 1.9%

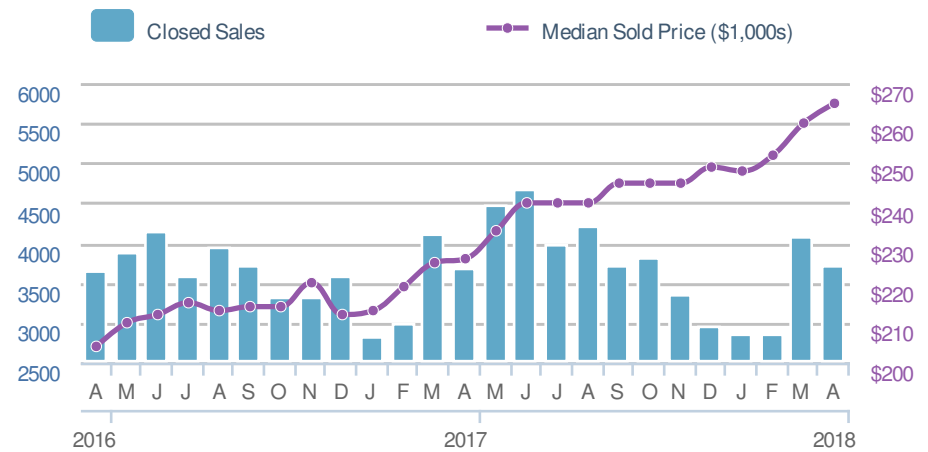
from Mar 2018:
\$260,000

↑ 17.0%

from Apr 2017:
\$226,500

YTD	2018	2017	+/-
	\$257,000	\$221,132	16.2%

5-year Apr average: **\$213,150**



Active Listings 5,519

5,519

Min
5,519

11,393

Max
14,658

5-year Apr average

Mar 2018	Apr 2017
5,252	9,448

Median Days to Contract 12

12

Min
12

25

Max
33

5-year Apr average

Mar 2018	Apr 2017	YTD
14	19	16

Avg Sold to OLP Ratio 98.6%

98.6%

Min
96.4%

98.8%

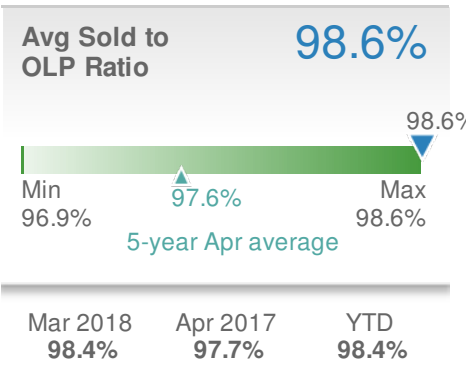
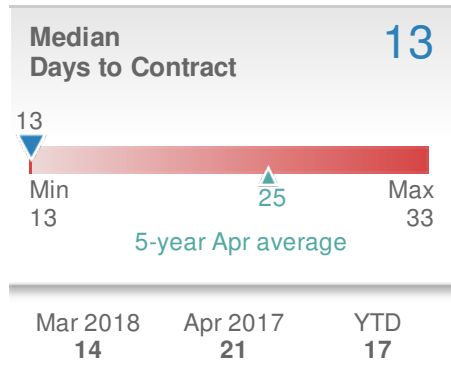
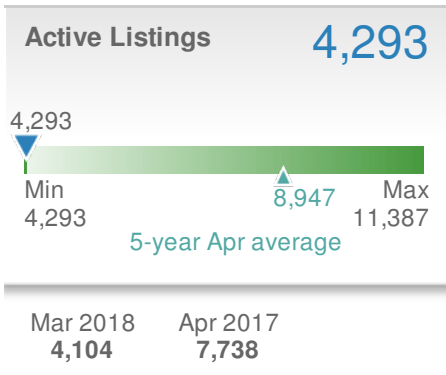
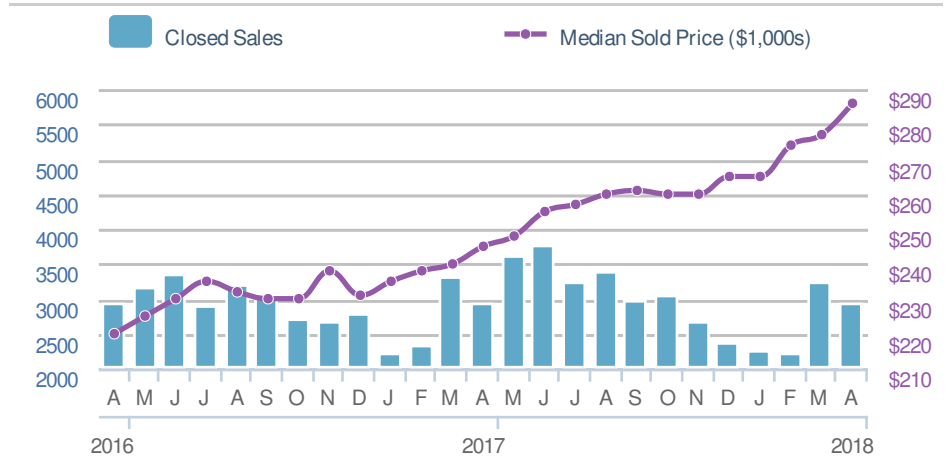
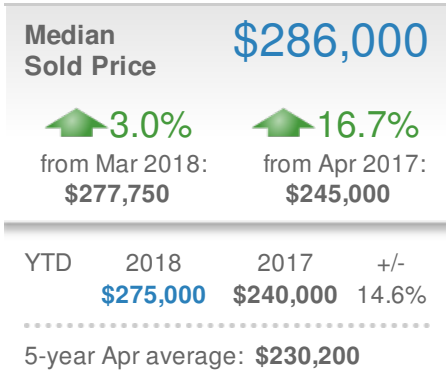
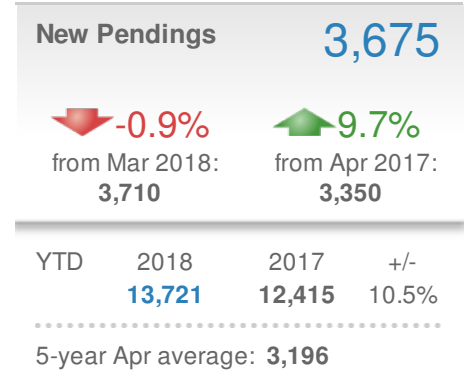
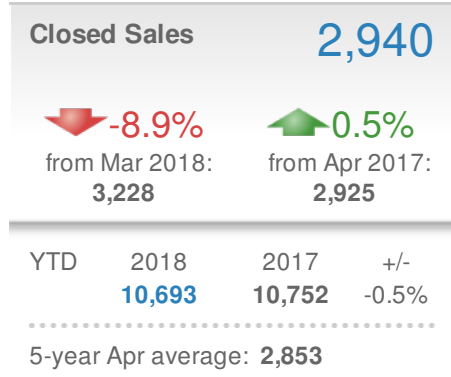
Max
103.9%

5-year Apr average

Mar 2018	Apr 2017	YTD
98.7%	97.8%	98.5%

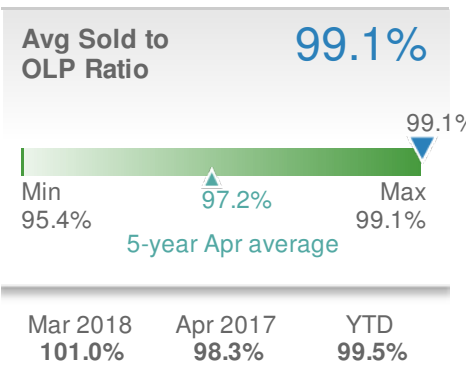
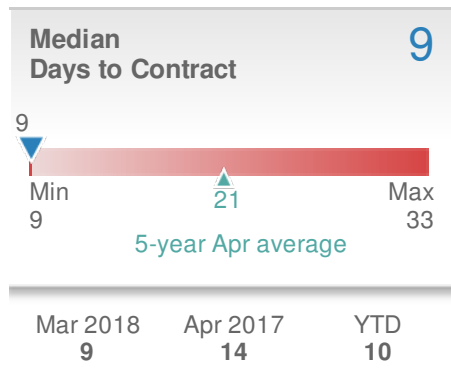
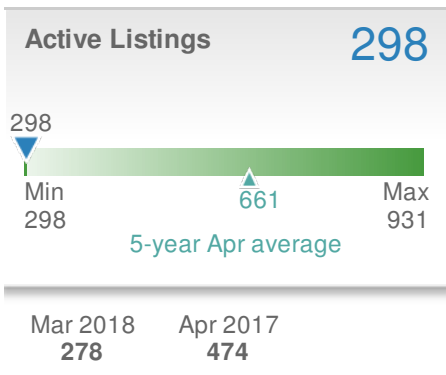
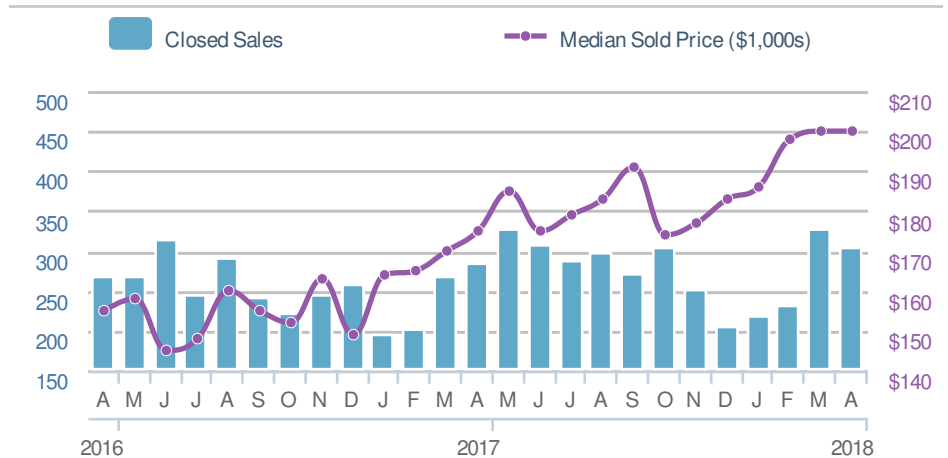
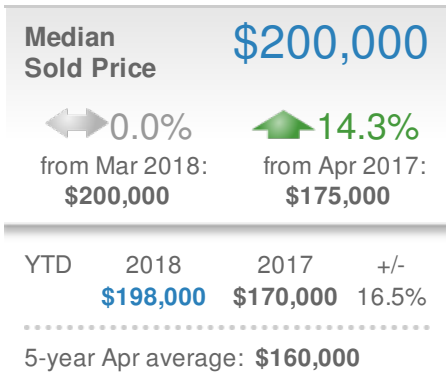
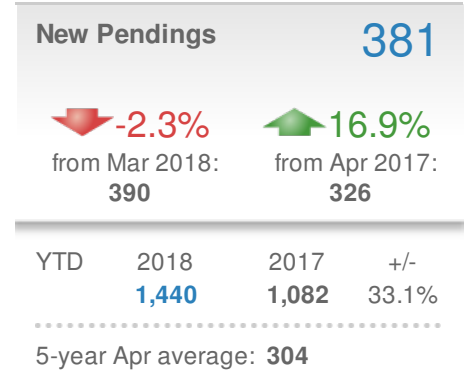
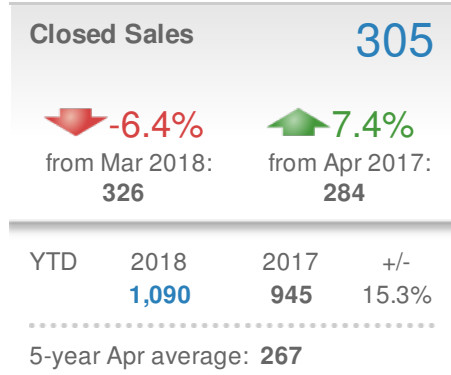
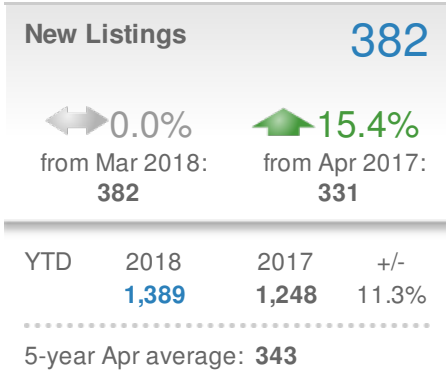
April 2018

Greater Las Vegas AOR - Single Family



April 2018

Greater Las Vegas AOR - Townhouse



April 2018

Greater Las Vegas AOR - Condo/Coop

